



Quality Acrylic Bath

ICS Quality Acrylic Baths

www.ICSqualitybaths.com

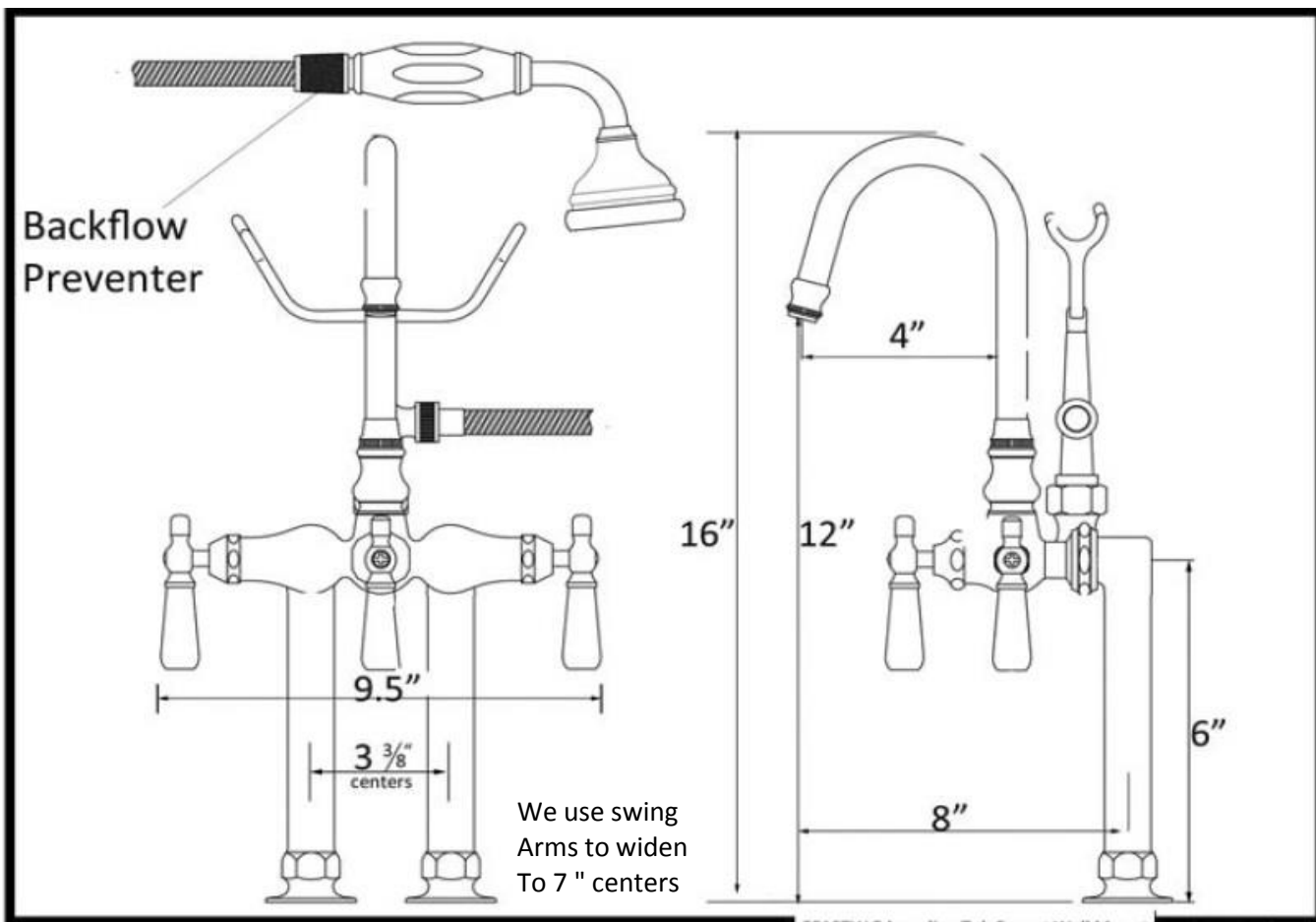
Edwardian Faucet Specs

Solid Brass Construction, Ceramic Cartridges



Tub Mount
Wall Mount
Freestanding

All Metal Handles Option

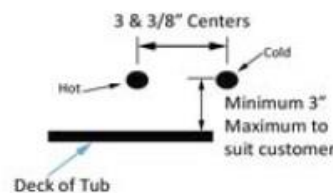


EF10TW Edwardian Tub Faucet Wall Mount

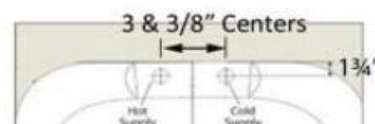
Integrated Handheld Shower
ANSI Approved Back-flow Prevention
Deck Mounted or Wall Mounted
1/4 Turn Ceramic Valves
8 Gallons Per Minute @ 60 psi
1/2" Male Connectors Supplied



MA Code Accepted



7" centers our std.



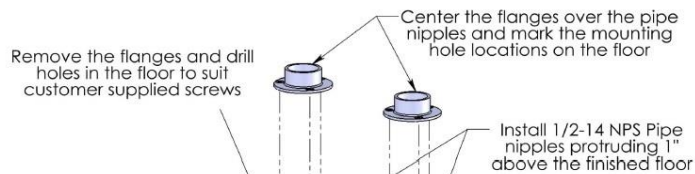
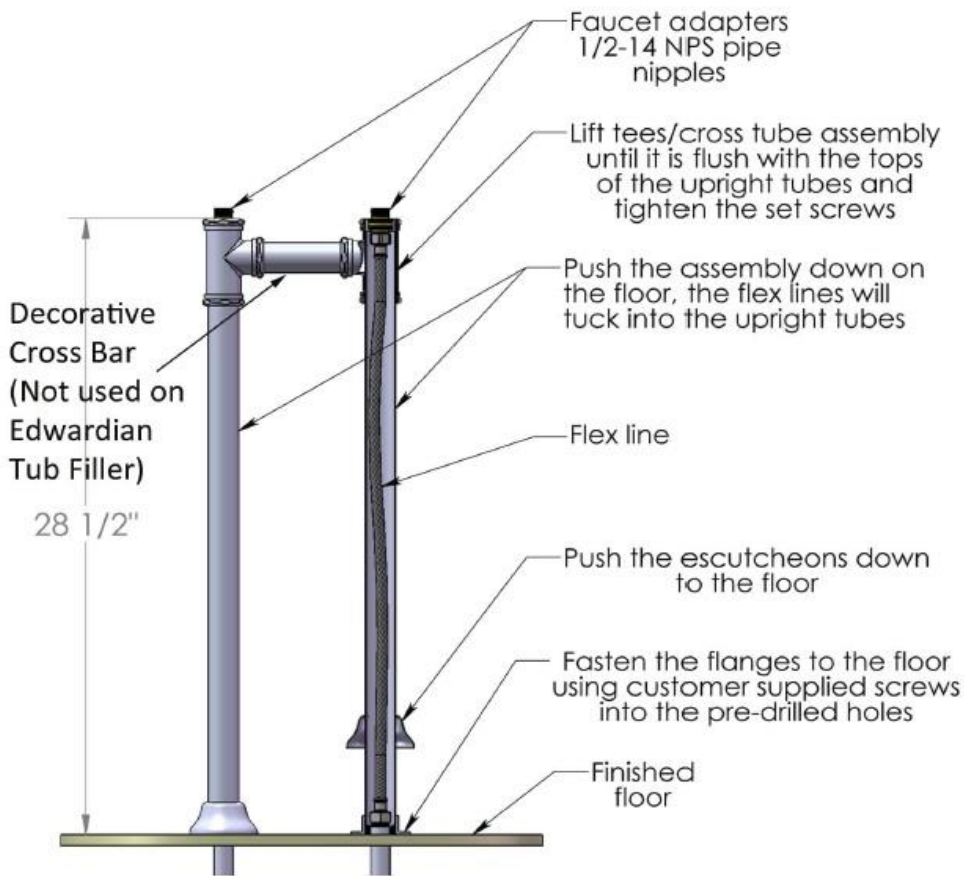
For Wall Mount, we recommend a minimum center height of 3" above the tub deck on 3 & 3/8" centers. Tub distance from the wall should be no greater than 5".

Deck Mount rough-in on

www.ICSqualitybaths.com

RFS01 Freestanding Rigid Supply lines With H Frame Connector

H Frame
Often not
used.

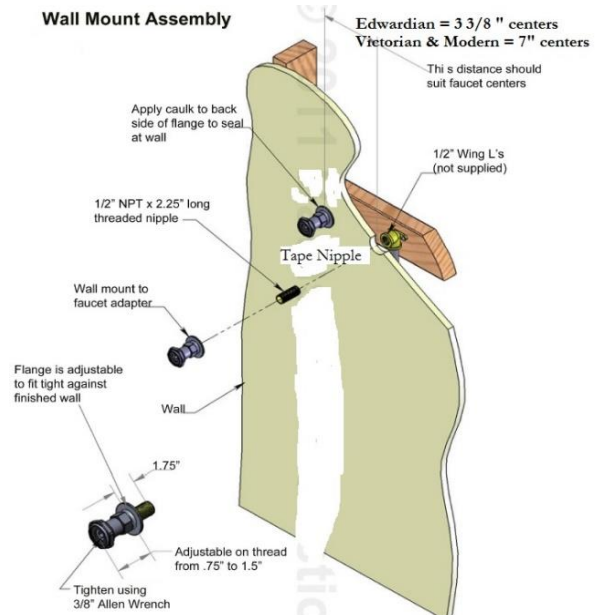


**Suggested Centers
for Supply Connections
from the Tub Outside
Edge - 2" to 3"**

Edwardian Tub Filler - 7" centers
Victorian Tub Filler - 7" Centers
Modern Tub Filler - 7" Centers

Distance to
suit faucet

Wall Mount Assembly



Series MMV Thermostatic Mixing Valves

Sizes: 1/2" - 1" (15 - 25mm)

Series MMV Thermostatic Mixing Valves maintain and limit mixed hot water to a desired, selectable temperature. The MMV series can be set to any temperature between 80°F and 120°F with flow rates as low as 0.5 gpm and as high as 12 gpm (refer to capacity chart on back). This mixing valve series is listed under ASSE 1017 for valves used in hot water source applications, ASSE 1069 for single-pipe, tempered water applications and ASSE 1070 for valves used in individual or multiple fixture applications and also listed IAPMO cUPC.

Watts Mixing Valves required for two handle Valves!
Install beneath Floor in Wall or hidden location.

Triple Listed!
ASSE 1017,
ASSE 1069 & ASSE 1070

